

Site inspection 7 Feb 2023

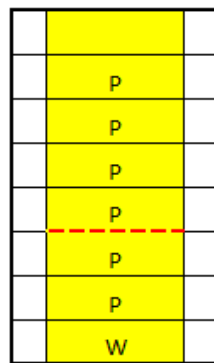
Red Telephone Boxes



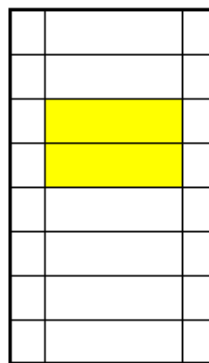
The diagrams below indicate the layout of the “window” sides of each phone box with the rear to each having a solid structure. The yellow shading indicates the glass panels missing

Box 1 (left side)

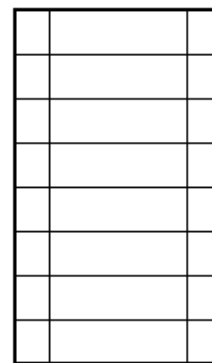
Left side



Front (door)



Right side



The left side of Phone Box 1 has all of the central large glass panels missing. The “frame” section piece of metal between panel 5 & 6 is missing, The “P” indicates where a piece of Perspex has been inserted although many of these are damaged. The “W” indicates an older (wooden?) panel that has been inserted and painted to match the box.

The Front door side has 2 panels of glass missing. The metal door “handle” is missing.

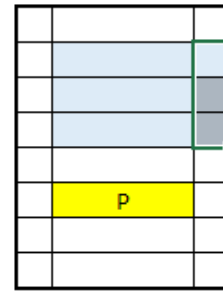

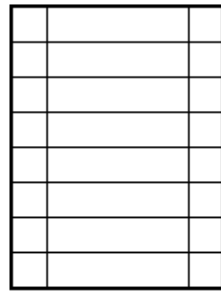
The right hand side is intact.

Box 2 (right side)

Left side

Front (door)

Right side



The left side of Phone Box 2 is intact.

The Front door side has 1 panel of glass missing

The right hand side has one panel of glass missing and "P" indicates where a piece of Perspex has been inserted. The blue shaded area indicated some blue graffiti sprayed on.









There are some small pieces of glass in the corner of the inside of the boxes but no pieces of broken glass left in the frames that could injure someone. Overall the paintwork is patchy with rust evident in many places. In order to overhaul the paintwork the sides facing each other (i.e the left hand side of box 1 and the right hand side of box 2) would be difficult to repaint due to the narrow gap between the boxes.

The "Banding" around the box appears to be an older framework and has been sawn through and removed on the front side. There appears to be no evidence of any other more recent banding around the boxes.